

400
enterprise



other configurations may be possible

diffusers







clear reeded acrylic (indirect)



microsphere frosted acrylic (indirect)

lamp units

Fluorescent Lamps		a		b	
		non-continuous control gear between lamp ends		continuous control gear behind lamp	
Lamp Type	W	Lamp Unit Length (ECG)			
		a		b	
		non dim	dim		
 T16/T5	14W/24W	-	-	580	
	21W/39W	-	-	880	
	28W/54W	-	-	1180	
	35W/80W	-	-	1480	
 T26/T8	18W	-	-	620	
	30W	-	-	925	
	36W	-	-	1230	
	58W	-	-	1530	
 TCS	5W	290	-	110	
	7W	320	-	140	
	9W	350	-	170	
	11W	420	-	240	
 TCL	18W	480	660	230	
	24W	585	775	335	
	36W	675	855	425	
	55W	905	975	545	

Unit lengths are approximate and may vary
Specifications subject to change without notice



ends



3mm standard


countersunk philips head screws




5mm

counterbored socket head cap screws

suspension



wire & sling standard
1m/2m/3m/4m



rod
1m/2m/3m/4m

connectors



90°



T

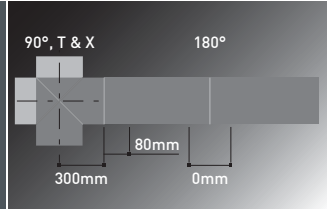


X



180°

custom angled connectors available on request



space requirements

180° coupling is possible mid lamp unit depending on optic and control gear choice. 180° coupling is always preferable between lamp units. 150mm should be allowed.

finish

- clear anodised
- matt textured silver
- matt textured white
- other colour

other finishes available on request

packaging




12.3kg/m - 185 x 470 x (L + 200mm)

accessories



track mounted spotlights

photometrics



photometric files available for download from kliksystems.com

400 enterprise pre-configured



1. Choose your item and lamp unit configuration from the tables on the following pages.

2-6 Select your preferred options from the choices 2 to 6 on the right

7. See an example product specification at the bottom of the page

1. part no.

choose the desired configuration from the tables on the following pages

400E113	2x2x2/28W	3 Crct Track	CR	2640
---------	-----------	--------------	----	------

2. optic (indirect)



microsphere frosted acrylic (MSF) - 21

3. dimming



non-dim 31
1-10V 32
DSI 33
DALI 34
specify circuit(s) to dim

4. suspension



wire sling

1m - 421
2m - 422
3m - 423
4m - 424



rod

600mm - 441
1.2m - 442

5. end



countersunk philips head screws

3mm (std) - 51



counterbored socket head cap screws

5mm - 56

6. colour finish

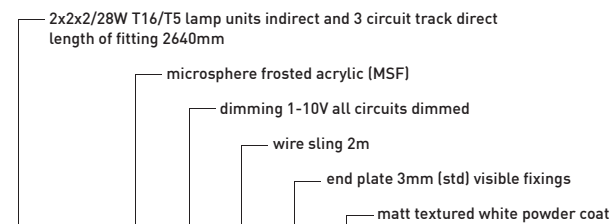
clear anodised 61

other colour (refer to website) 64

matt textured silver powder coat 62

matt textured white powder coat 63

7. example



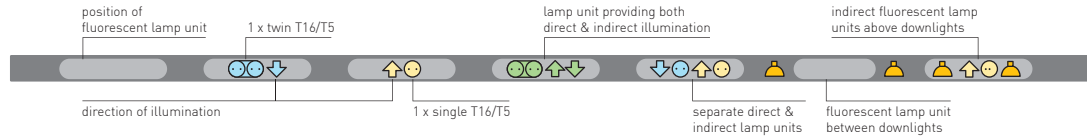
1	2	3	4	5	6	Final product specification
400E113	21	32	422	51	63	400E113 . 21 . 32 . 422 . 51 . 63

Fluorescent lamps will be supplied in colour 840 unless specified otherwise.



Lamp orientation legend

lamp colours represent separate switch wiring ■ ■ ■ ■



■ Data is approximate and subject to change without notice. Product images are representations only - actual product may vary.

part no.	direct	downlight	indirect	optic direct	optic indirect	length (mm)	weight (kgs)	pack size h x w x l (mm)			cubic m ³
400E101			2x1x2/28W		CR	1380	17.0	185	470	1580	0.137
400E102			2x1x2/35W		CR	1680	20.7	185	470	1880	0.163
400E103			2x1x2/54W		CR	1380	17.0	185	470	1580	0.137
400E104			2x1x2/80W		CR	1680	20.7	185	470	1880	0.163
400E105			2x1x2/28W	3 Crct Track	CR	1380	17.0	185	470	1580	0.137
400E106			2x1x2/35W	3 Crct Track	CR	1680	20.7	185	470	1880	0.163
400E107			2x1x2/54W	3 Crct Track	CR	1380	17.0	185	470	1580	0.137
400E108			2x1x2/80W	3 Crct Track	CR	1680	20.7	185	470	1880	0.163
400E109			2x2x2/28W		CR	2640	32.5	185	470	2840	0.247
400E110			2x2x2/35W		CR	3240	39.9	185	470	3440	0.299
400E111			2x2x2/54W		CR	2640	32.5	185	470	2840	0.247
400E112			2x2x2/80W		CR	3240	39.9	185	470	3440	0.299
400E113			2x2x2/28W	3 Crct Track	CR	2640	32.5	185	470	2840	0.247
400E114			2x2x2/35W	3 Crct Track	CR	3240	39.9	185	470	3440	0.299
400E115			2x2x2/54W	3 Crct Track	CR	2640	32.5	185	470	2840	0.247
400E116			2x2x2/80W	3 Crct Track	CR	3240	39.9	185	470	3440	0.299
400E117			3x2x2/28W		CR	3900	48.0	185	470	4100	0.356
400E118			3x2x2/35W		CR	4800	59.0	185	470	5000	0.435
400E119			3x2x2/54W		CR	3900	48.0	185	470	4100	0.356
400E120			3x2x2/80W		CR	4800	59.0	185	470	5000	0.435
400E121			3x2x2/28W	3 Crct Track	CR	3900	48.0	185	470	4100	0.356
400E122			3x2x2/35W	3 Crct Track	CR	4800	59.0	185	470	5000	0.435
400E123			3x2x2/54W	3 Crct Track	CR	3900	48.0	185	470	4100	0.356
400E124			3x2x2/80W	3 Crct Track	CR	4800	59.0	185	470	5000	0.435

preconfigured

400E

Consider transport and site access when ordering long lengths.

If you don't see a configuration you like, no problem, **KLIK** can custom make to your unique specifications.

Just turn back to the **made to measure** pages and follow the specification instructions, or call your local **KLIK** representative.

